



**CLINICAL STUDY ON EVALUATION OF PANCHAMRUT GUTI
(CALCIPRITE) PROPRIETARY PRODUCT OF AYURVED
RASASHALA IN THE TREATMENT OF URDHWAG AMLAPITTA
URDHWAG AMLAPITTA**

SOLE APARNA

Associate Professor Kayachikitsa Ashtang Ayurved Mahavidyalaya Pune
Maharashtra, India

Abstract : Almost 8 people amongst 10 suffer from Urdhwaga Amlapitta (Hyperacidity) once in lifetime. 80% of these sufferers are in age group 18-70 years. The study was aimed to evaluate effect of Panchamrut guti(Calciprite) in Urdhwag Amlapitta (hyperacidity).Clinical trials were conducted to evaluate the efficacy of the drug. In 60 patients. It was observed that the patients who are given drug as well as told to follow pathya got sooner relief than patients who were given only drug .The contents of the drug praval shnkha shukti and kapardik potentiated by kumara swaras by their madhura rasa and mruduta try to produce satwa guna in body which is contradictory to rajas guna and helps to perform the function of amlapittanashan.

Key words: Urdhwaga Amlapita (hyperacidity), Panchamrut guti (Calciprite)

Introduction

Life of man has become very mechanized. He has lost a balance of daily routine life style. As a result of this he is moving far away from nature and has lost rhythm of simple natural life . Ayurved describes methods of promotion of positive health. It

emphasizes the importance of daily routine dinacharya and seasonal regime Ritucharya along with diet ,drugs ,physical activities and good personal hygiene to achieve physical and mental health.

Urdhwag Amlapitta is a disease caused by various factors. Specific

characteristics and nature of ahardravaya promotes urdhwag amlapitta. Chinta is also one of the causes of it. Other causes include spicy, tinned half cooked food intake, consumption of tobacco tea mishri has been increasing. False belief of so called high status increases alcohol consumption. On the other hand nature of work is becoming sedentary but mentally stressful.

Urdhwag Amlapitta has more prevalence in society today. It has become a part of routine life. Many times it is not considered as an abnormal condition. Patient takes some antacid from medical stores and carry on his daily routine for a long time. They think of it after exaggeration of symptoms or complications.

Panchamrut guti(Calciprite) is proprietary product of Ayurved rasashala. The contents of drug are Praval, Shankh, Shukti, Kapardik. These are potentiated by Kumari swaras. The effect of the drug is mainly on vitiated pittadosha.

There are two types of Amlapitta viz Urdwag and Adhoga. This work is

concerned with Urdhwag Amlapitta. Number of patients having this disease comes to hospital at opd level throughout the year. As this is a multifactorial condition modern sciences are not yet able to come to any definite conclusion regarding drugs and other regimen for the disease. Hence this drug was taken to study the effect of it in Urdwag Amlapitta. Detailed discussion and observations have been done when conducting the clinical trials.

Aims & Objectives

1. To assess the efficacy of Panchamrut guti(calciprite) in urdwag amlapitta by clinical trials.
2. To study the etiological factors as mentioned in texts followed by clinical trials and to establish their co relationship with clinical trials.
3. The study aims to fix and standerdise medicine in form of tablet so that patient and vaidya can use it conveniently.

Materials and methods

The study was on patients suffering from Urdhwag amlapitta treated by panchamrut guti (calciprite) .The drug was given in tablet form.

**CLINICAL STUDY ON EVALUATION OF PANCHAMRUT GUTI (CALCIPRITE) PROPRIETARY
PRODUCT OF AYURVED RASASHALA IN THE TREATMENT OF URDHWAG AMLAPITTA
URDHWAG AMLAPITTA**

Selection criteria: 60 patients were selected for the study.

Inclusion Criteria

1 . Age group of 18-70 years of age and belonging to all socioeconomic strata was selected.

2 . Patients were selected from OPD of Tarachand Ayurvedic hospital Pune.

3 . The patients were taken on basis of clinical parameters. The chief presenting symptoms were Nausea(hrillas), belching sour/bitter(amlatiktodgar), vomiting(chardi), burning in chest(urodah), burning in throat(kanthadaha), giddiness (bhrama), Headache(shirashool), Flushes of heat(Ushnasparsha).

Exclusion criteria

1 Known cases of gastric or duodenal ulcer

2. Patients with severe vomiting and dehydration

3. Pregnant women.

A general case paper was prepared which had detailed history of patients , physical examination and other details of patient were carried out on basis of special case paper proforma prepared

for this project. The proforma was thoroughly completed in each case.

Drug dosage

After clinical examination patients were subjected to panchamrut guti(calciprite)

Dosage

1 tablet weighing 250 mg each three times a day was given .

Duration of treatment: Treatment was given for 30 days . Follow up was done after every seven days

Anupan was jala(water)

Diet was advised according to pathyapathya vichar. Patients were advised rules regarding intake of food. Hard and fast were not applied so as to assess the actual role of medicine.

Clinical examination was done regularly after every seven days for four times.

Assessment Criteria

Assessment of results was made on basis of symptomatic relief from presenting complaints. Weekly follow up was taken and percentage of patients having relief through each symptom were recorded as follows;

25% relief +++

50% relief ++

**CLINICAL STUDY ON EVALUATION OF PANCHAMRUT GUTI (CALCIPRITE) PROPRIETARY
PRODUCT OF AYURVED RASASHALA IN THE TREATMENT OF URDHWAG AMLAPITTA
URDHWAG AMLAPITTA**

75 % relief +
100% relief –

Observations

In this work 60 cases of urdhwag amlapitta were studied and treated with panchamrut guti(calciprite). Observations were taken according to Vaya(age), Linga(sex), occupation, Prakruti, symptoms, vyadhi hetu, .

The work is for specific aim to assess the role of the drug Panchamrut guti(calciprite).

Following observations were seen

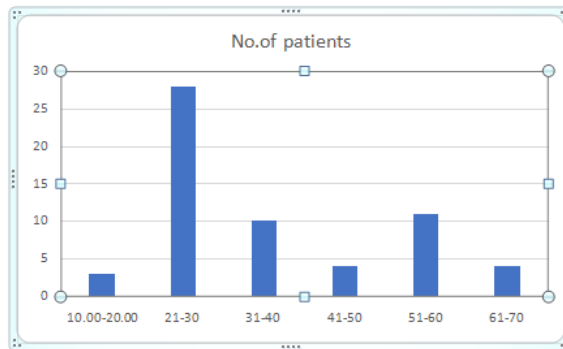
1. Incidence of Amlapitta is more in age group 20-60 years i.e in tarunyavastha. Highest no is in age group 20-40 years : 46.67%
2. 58.33% are females and 41.67% are males . This shows that females are more affected than males by urdhwag amlapitta.
3. Highest no is seen in category of housewife 41.67%,30% in people who are in service ,8% are students and 10% other categories.

4. Maximum no of patients are seen in sharad ritu:36.67% , 26.67% in grishma ritu ,20% in varsha ritu ,minimum cases in hemant ritu16.67%
5. Highest no of cases are seen in Vatapradhan pitta prakruti: 25% ,lowest no is seen in vatakapha prakruti10%
6. Complaintwise it is seen 50 patients 83.33% are having urodaha(burning in chest) , 46 patients 76.66%have tiktaamlodgar(belching bitter sour , 42 patients10% have hrillas(waterbrash) ,24 patients 40% have chardi(vomiting)
7. Vyadhi hetu it is seen 35 patients 58.33% are of katarsapradhn ahar ,15 patients 25% are of chinta (mental stress)
8. Number of days required for relief : 44 patients 73.33% required 20 days to get relief ,14 ptiens 23.33% required more than 11 days to get relief , 1 patient required only 5 days to get relief
9. Time required for reduction of symptoms in number of days after giving the drug Hrillas -21 days, tikta amlodgar-14 days , kanthadaha-21 days ,Bhrama-14 days, chardi-7 days

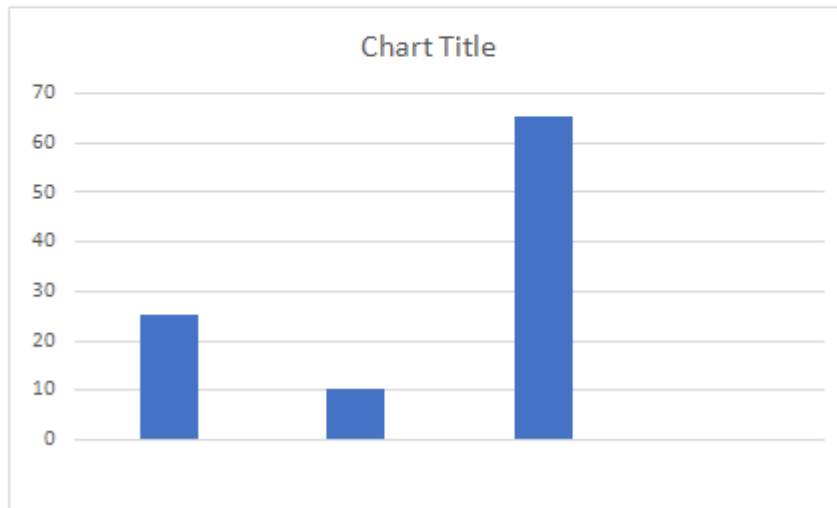
CLINICAL STUDY ON EVALUATION OF PANCHAMRUT GUTI (CALCIPRITE) PROPRIETARY PRODUCT OF AYURVED RASASHALA IN THE TREATMENT OF URDHWAG AMLAPITTA
URDHWAG AMLAPITTA

,Urodaha-14 days ,shirashool – 14 days ,ushnasparsa-14 days ,klam-14 days
 days , udargaurav-7 days ,aruchi-21 days.

Year	No.of patients
10.00-20.00	3
21-30	28
31-40	10
41-50	4
51-60	11
61-70	4

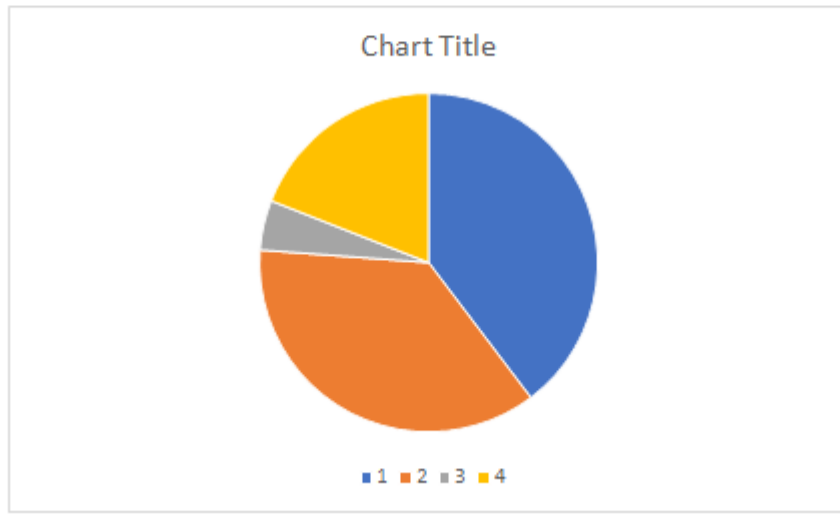


25	Vatajita	
	Vatakaputha	
10	Prakruti	
65	Others	

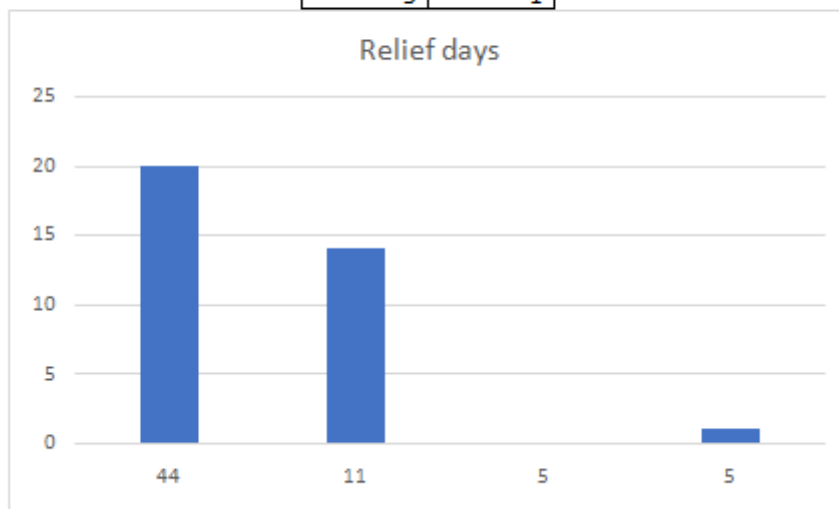


CLINICAL STUDY ON EVALUATION OF PANCHAMRUT GUTI (CALCIPRITE) PROPRIETARY PRODUCT OF AYURVED RASASHALA IN THE TREATMENT OF URDHWAG AMLAPITTA

6
83.33
76.67
10
40

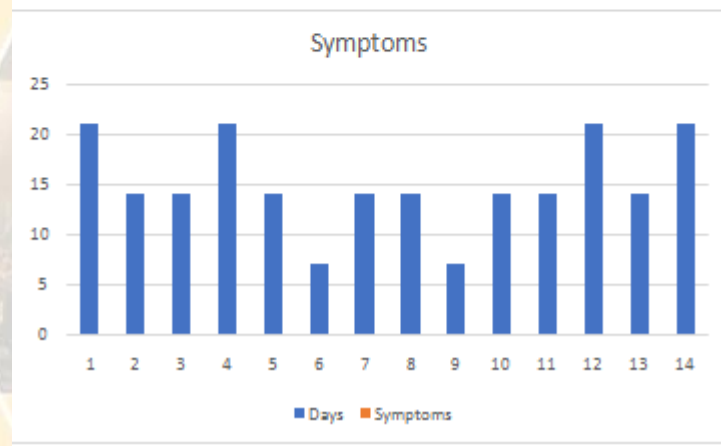


No. of Patients	Relief days
44	20
11	14
5	-
5	1



CLINICAL STUDY ON EVALUATION OF PANCHAMRUT GUTI (CALCIPRITE) PROPRIETARY PRODUCT OF AYURVED RASASHALA IN THE TREATMENT OF URDHWAG AMLAPITTA
URDHWAG AMLAPITTA

Sl No	Symptoms	Days
1	Hrillas	21
2	Tikta	14
3	Amlodgar	14
4	Avipak	14
5	Kanthadah	21
6	Bhram	14
7	Chardi	7
8	Urodah	14
9	Shirshool	14
10	Udargaurav	7
11	Ushnaspash	14
12	Klam	14
13	Sweda	21
14	Udarshool	14
15	Aruchi	21



Discussion

In the present study it was observed that maximum patients were found in age group of 20-60 years. Maximum no of patients were found in sharad ritu and grishma ritu. In sharad ritu there is pitta prakop whereas in grishma ritu there is pitta and vata dominance. During treatment this drug is definitely useful but we can use it in

grishma and sharad ritu which are expected to have pitta vitiation in natural way. The drug in this period can prevent pitta vitiation and hence production of disease will naturally be prevented.

Looking at the constitution wise distribution of patients it is seen that maximum no of patients are of pitta vataj prakriti. All these findings

**CLINICAL STUDY ON EVALUATION OF PANCHAMRUT GUTI (CALCIPRITE) PROPRIETARY
PRODUCT OF AYURVED RASASHALA IN THE TREATMENT OF URDHWAG AMLAPITTA
URDHWAG AMLAPITTA**

indicate pita dominance in this disease. All the causative factors include diet and daily activities which tend to increase pitta. Therefore pitta shaman in form of opposite qualities is main line of treatment.

The drug panchamrut guti was administered every 15 days and the follow up was noted after every 7 days. The contents in the panchamrut guti are useful to alleviate symptoms produced by pitta vitiation. Praval the main content of the drug is best pitta shamak. Time required for reduction of each symptom in number of days is as follows: Hrillas -21 days, tikta amlodgar -14 days, Kanthadaha-21 days, chardi-7 days, shirshool-14 days, ushnasparsha-14 days,urodaha-14 days. Treatment required for overall symptomatic relief was 73% for 20 dys and 23% for 11 days. Hence we can say that overall relief is achieved in 20 days. Since the number of patients available for placebo group were less in number control group was excluded from study.

In present work we can say the drug Panchamrut Gutis is useful to reduce

the symptoms and the natural course of the disease Urdhwag Amlapitta.

Conclusion

Clinical trials have been conducted to evaluate the efficacy of Panchamrut guti(Calciprite) on 60 patients of urdhwag Amlapitta. It is observed that patients who are given only drug take comparatively more days to get relief whereas patients who are given drug as well as they were told to follow the pathya get sooner relief. In the study it was observed that this drug is very useful in urdwag amlapitta. Tehe contents of the drug praval, shankha, shukti , kapardik,potentiated by kumara swaras , by their madhur rasa, manda guna, mruduta try to produce satwa guna which is contradictory to rajas guna and helps to perform the function of urdhwag amlapittanashan. In this research work the drug has proved to be the best from all points of view. The cost of the drug for all income groups is not so high.

All medical practitioners hospitals may try to use this drug panchamrut guti(calciprite) in patients of urdwag amlapitta.

References

1. Agnivesha **Charak samhita** revised by Charak and Dridhabala with the Ayurved dipika commentary of **Chakrapanidutta** , collected and edited by Acharya Vaidya Yadavji Trikamji . 2nd edition(1984) Chaukhamba Sanskrit sansthan VaranasiIndia
2. Bhavmishra **Bhavprakash nighantu** commentary by Dr Chunekar edited by Dr Pandey 7th edition 1986Chaukhamba bharti academy gopal mandir lane Varanasi India
3. Drushtartha Ashtang Sangraha , Sutrasthana by Vd P.G. Athavale, Drushtartha mala prakash first edition 1985
4. Introduction to Kayachikitsa 1st edition 1959 by Dwarkanath C, published by popular book depot Mumbai
5. Journal of research in Indian medicine BHU Varanasi Quarterly journal
6. Madhavnidan Uttarardha with Madhukosha Sanskrit commentary with vidyotini hindi commentary by Sudarshan Shastri Acharya, revised and edited by Prof Yadunandan Upadhyaya 5th edition Chaukhamba Sanskrit sansthan Varanasi.
7. Yogratnakar vidyotini Hindi commentary by Vaidya 4th edition Chaukhamba Sanskrit sansthan Varanasi India.

Corresponding author:

Dr. SOLE.A.P

Ashtang Ayurved Mahavidyalaya,
Pune Maharashtra, India

Email: aparnasole@gmail.com

Source of Support: NIL

Conflict of Interest : None declared